



NEWSLETTER

July 2026

“The MakerBarn is a member-driven family-friendly makerspace that exists to provide a place for our members to envision, design, and realize creative projects. We are dedicated to building a creative maker community among our membership and the community at large.”

Land Contract Signed!

MakerBarn members and friends,

We're excited to share some wonderful news!

The purchase terms have been agreed upon between the seller and The MakerBarn for a 1.5-acre tract of land near our current location, and the purchase contract has been signed!

This marks a major step toward securing a permanent home for The MakerBarn and ensuring our future for generations of makers to come.

We now have 60 days to complete the purchase by raising \$170,000 for the land acquisition.

Between now and the end of July, we will be accepting loan pledges of \$5,000 or more from those who wish to help make this vision a reality. The loan agreement provides the following terms:

Unsecured loan

60-month term

6% annual interest, or 0% interest - Lender's choice

If you would like to review the loan agreement, please contact barnraising@themakerbarn.org. Requesting a copy of the agreement does not obligate you in any way. It simply provides the information you need to decide whether participating is right for you.

For those who choose to participate, we will hold a Signing Day near the end of July, when loan agreements will be formally executed and funding commitments finalized.

This is an exciting moment in The MakerBarn's history. Thank you for believing in our mission and for helping build a permanent home for our maker community.

Kathy Barbieri
President



Building the New Barn



Are you ready for some serious making? I am sure you know we are planning on buying land and having our own building built. We have a lot of fund raising to do, I am totally optimistic that our members will come through and we can buy the land and start the project.

It's not too early to start thinking about the buildout on the interior of the new building. If you have experience with metal stud framing, electrical, and sheet rock your skills will be invaluable. If you want to do some of these things and learn about construction, this will be an excellent chance to get some learning and hands-on experience.

The building will be an empty shell, a blank canvas ready for finishing. The first thing is to do the framing. Build the skeleton that will hold up our walls and doors. Next the mechanical items. Electrical wiring and boxes, compressed air plumbing, hot and cold-water plumbing, and any other special wiring or plumbing needs. At this point the concrete should be fully dry so we can use a sealer to prevent concrete dust in the future. Now for the sheetrock, lots of sheetrock. After hanging the sheetrock we may want to hire a crew to do the tape and float. The pros are so fast and not super expensive. Then we texture and paint. After the painting is done, we can hang the interior doors and trim.

Now comes the suspended ceiling, we may want to hire a crew for this. Or perhaps there's someone in our group that has experience and can show you how it's done. I've seen it done, but the crews are usually so fast it's hard to see how they did it. Before the ceiling tiles are placed, the HVAC units can be brought in and the ducts run.

At this point we are almost done, let's bring in the furniture and equipment. It's been a lot of work, but it's well worth it to have our own space.

Are you ready?

George Carlson





Barn Raising Matching Challenge in July!

A generous member has offered to match every donation, dollar-for-dollar up to \$10,000, during July! Double the impact your donation makes this month.

There are two easy ways to donate any amount:

Zelle; recipient's name is "The MakerBarn"; recipient's email is "info@themakerbarn.org"

OR

Give a check to the manager on duty in the Shop.

All donations go directly into the land purchase fund.

Are you Manager Material?

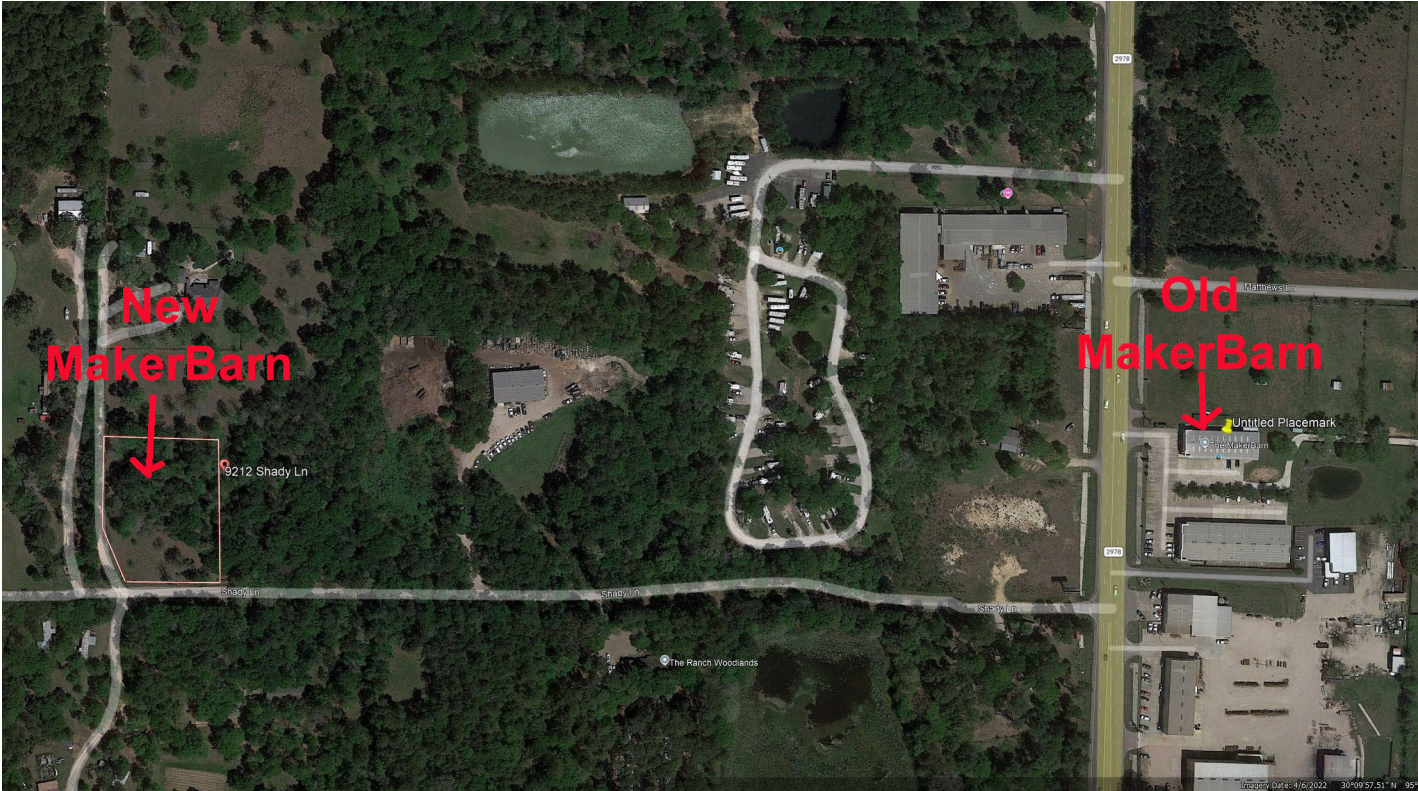
The MakerBarn runs on volunteers. If you have been an active member for two months or more, we would like you to consider becoming a Shop MakerBarn Manager.

MakerBarn Managers work 3-4 hour shifts during which they supervise the general operation of the Shop keeping a close eye on safety and noting any maintenance issues that arise. They also devote a fair amount of time to general cleaning of the shop floor and emptying the dust collection and trash systems. They give prospective members tours and update MACS access cards as needed for members.

Oh, and they enjoy 24/7 access to the Shop!

If the Shop manager role sounds interesting to you, contact Jim Barron via Slack. Thanks!

Wondering Where the New MakerBarn will be Located?



The answer is - not far away!! Just across 2978 on Shady Lane Road.

MADE AT THE MAKERBARN!



David Troth made this sublimation mug in honor of a play he is in that ties in with the 250th Anniversary of the USA! The Players Theatre Company at the Owen Theatre in Conroe is showing the historical musical “1776” now through July 5th.



MADE AT THE MAKERBARN!


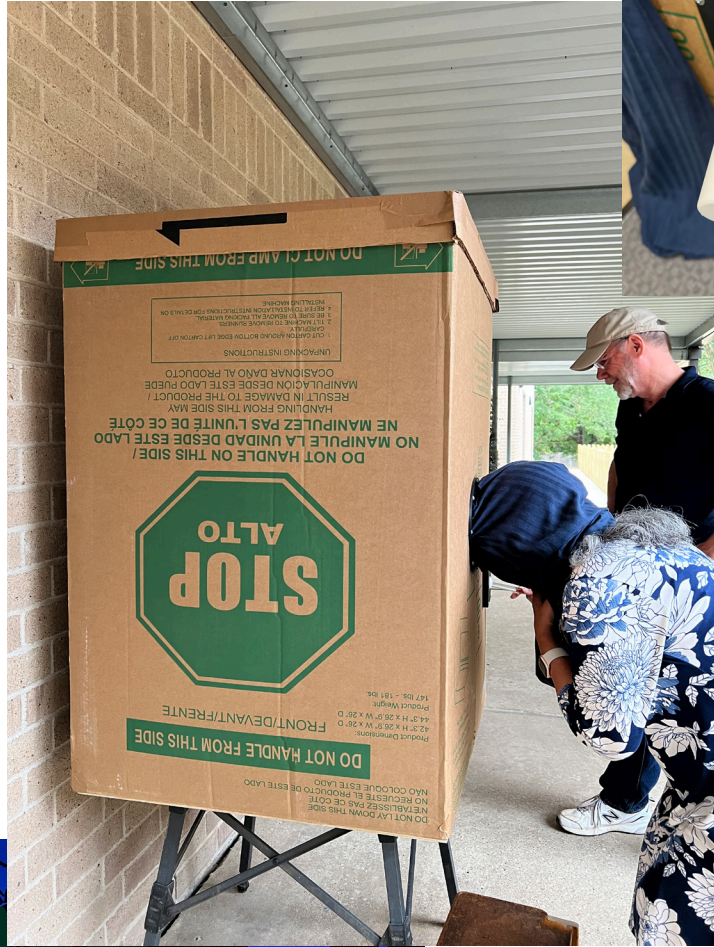
Jeff Rohling made this beautiful side table/printer table/night stand. He wanted to teach himself a bit about furniture making and in particular, dowel joinery. It was made, for the most part, with pine 2x4's and 1x6's. Includes a shelf and drawer.



MADE AT THE MAKERBARN!






Joe Foster has been making many things for the The Pines Montessori School. The school recently celebrated the culmination of a year long study of the wetlands with an ECO Faire. Joe says all of these maker projects were dreamed up by and artistically arranged by his very talented teacher friend and MakerBarn project partner.

A few of these are shown here, stay tuned for more in future newsletters!



These photos are of a nocturnal box showing the creatures of the night. Many of the components within the box were cut with the laser (leaves, tree, grass, etc.). The mechanism to hold the black light (and allow students to highlight different parts of the box) was designed with Fusion 360, sliced with the Bambu slicer, and 3D printed on the Bambu printers.



<i>Meet the Area Managers</i>	
	<p><u>WOODWORKING</u> Mark Bush is area manager of woodworking. Contact him via SLACK.</p>
	<p><u>LASER PRINTING</u> Greg Radliff is an artist and expert at using Laser Cutter and Engravers. Greg can show you the LightBurn software we use and can check you out for use of the Laser printers in the Lab. Contact him via SLACK</p>
	<p><u>METALWORKING</u> Bryan Manka is area manager for metalworking which includes the metal mill and the metal lathe at the Barn. He can check you out for use of either of these machines. Contact him via SLACK.</p>
	<p><u>3D PRINTING</u> Jody Cochran is a graphic artist with deep experience in 3D printing and other graphics tools. Jody can show you slicer and other software used with the 3D printers. Contact him via SLACK.</p>
	<p><u>ELECTRONICS</u> Raul Garcia is area manager for electronics. More of a fixer than designer, but willing to help and learn together. See Raul for anything related to microcontrollers, electronic devices or other electronics related projects. Contact him via SLACK.</p>
	<p><u>CERAMICS</u> Lisa Lane is area manager for ceramics. Contact her via SLACK.</p>
	<p><u>WELDING</u> Joe Foster is area manager for welding. Contact him via SLACK.</p>
	<p><u>CNC MACHINING</u> Doug Baugher is area manager for CNC. Contact him via SLACK.</p>

For New Members

WELCOME to the wonderful world of making!! We know you will come to love this place as much as we do.

First and foremost, this place is about the people. We would like to encourage you to see yourself as more than just a member. We are a community. Because we don't have any employees, we rely heavily on our community to keep things running. So please join in, pitch in, and get involved. Ask lots of questions. We are a really friendly group and love to help one another. The MakerBarn is a fantastic community of makers and we are glad you are here!



Maker Barn: The Shop & The Lab
28030 FM 2978, Suites 201, 202, 203 & 204, Magnolia 77354
Phone: 832-663-6390

MakerBarn Directors:

George Carlson, Director
Jeanie James, Director
Greg Radliff, Director

Executive Committee:

Kathy Barbieri - President
Jody Cochran - Secretary
Raul Garcia - Treasurer
Jim Barron - Membership
Matt Folsom - IT
Mark Bush - Member at Large
Lisa Lane - Member at Large
Joe Foster - Member at Large
John Buckley - Newsletter Editor

Area Leaders:

Woodworking - Mark Bush
Lasers - Greg Radliff
3D Printing - Jody Cochran
Metalworking - Doug Baugher
Electronics - Raul Garcia
Welding - Joe Foster
Ceramics - Lisa Lane

Copyright © 2025 MakerBarn, All rights reserved.

We are a 501(c)(3) non-profit corporation

You are receiving this message because you requested info at a Makerbarn event or through our website

Our mailing address is:

MakerBarn Lab
28030 FM 2978 Suite 204
Magnolia, TX 77354

If you no longer wish to receive this newsletter please write to info@themakerbarn.org