



NEWSLETTER

May 2026

“The MakerBarn is a member-driven family-friendly makerspace that exists to provide a place for our members to envision, design, and realize creative projects. We are dedicated to building a creative maker community among our membership and the community at large.”

10th Anniversary Approaches



We are planning a fun event to mark the special 10th Anniversary of The MakerBarn. This free, public event will take place on **Saturday, June 6, from 1:00 PM to 4:00 PM.**

Join us to recognize and honor our founders, celebrate the achievements of the past decade, and look ahead to an exciting future of creativity and innovation within our community. You will see live demonstrations including woodturning, pottery wheel throwing, 3D printing, and laser crafting. Guided tours of our facilities will happen every half hour. There will also be plenty of family-friendly activities, including launching DIY paper rockets

powered by compressed air, creating smoke rings with the ever-popular Vortex Cannon, and making your own custom button pins.

In addition, MakerBarn members are invited to participate in a special Maker's Market to showcase and sell their handmade creations. Members who would like to participate should email their name and a brief description of your products to info@themakerbarn.org. This will allow us to reserve your space and provide additional details.

We look forward to celebrating with you and highlighting the incredible talent within The MakerBarn community during this milestone event!



Kathy Barbieri
President



April Ceramics SIG - Bowl Challenge!

We wrapped up our Bowl challenge at the April Ceramics SIG. Members brought bowls they had made over the previous month and enjoyed ice cream sundaes in them. It is fun to see new potters develop their skills and experienced potters experiment with creative techniques and design ideas. If you are interested in the Ceramics program at The MakerBarn, sign up for the orientation on May 11th at 7:00PM at <https://themakerbarn.org/events/ceramics-orientationmay26/>.

Our Maker's Challenge in May will focus on Vases! We will explore methods and ideas for making vases at our Ceramics SIG on May 18th, at 7:00PM. Note this is the 3rd Monday instead of the typical 4th Monday, due to the Memorial Day holiday. All members are welcome to join us at the SIG to see what is going on in our Ceramics program. Information about and registration for the Makers Challenge is available on the website. So far members have earned their mug and bowl charms. Vases, plates and teapots will round out our year of Makers Challenges.



MADE AT THE MAKERBARN!



Dave French designed and made a code wheel to make secret codes for he and his grandson.

Angie French made a poster of gaming art. It was part of a gaming computer wish for a Make a Wish child.



MADE AT THE MAKERBARN!

Jeff Rohling made a special clock - his description; "A few weeks ago I dropped and broke the cheap plastic clock in my garage, so I made a new clock out of scrap walnut and maple. Primarily used the CNC. It turned out too cool for the garage so it now lives in my office. I made a second clock using leftover acrylic, cutting the pieces on Moe. The design is just a bit whacky but it works for me."



MADE AT THE MAKERBARN!

Colleen Helz made a piece of buckeye burl cast in resin and turned on the wood lathe.



Are you Manager Material?

The MakerBarn runs on volunteers. If you have been an active member for two months or more, we would like you to consider becoming a Shop MakerBarn Manager.

MakerBarn Managers work 3-4 hour shifts during which they supervise the general operation of the Shop keeping a close eye on safety and noting any maintenance issues that arise. They also devote a fair amount of time to general cleaning of the shop floor and emptying the dust collection and trash systems. They give prospective members tours and update MACS access cards as needed for members.

Oh, and they enjoy 24/7 access to the Shop!

If the Shop manager role sounds interesting to you, contact Jim Barron via Slack. Thanks!

MADE AT THE MAKERBARN!




Colleen Helz made slumped wine bottles and Glass fusion jewelry using the glass kiln.

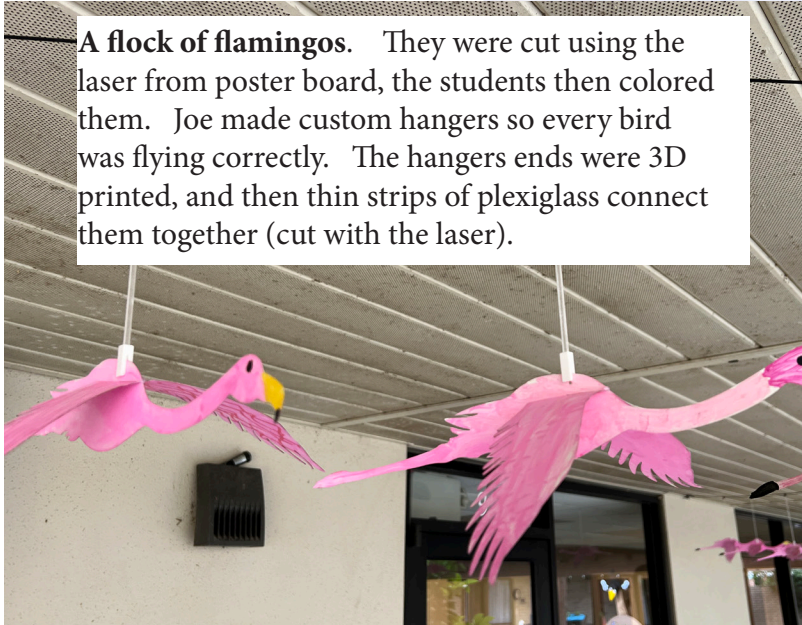
MADE AT THE MAKERBARN!

Joe Foster has been making many things for the The Pines Montessori School. The school recently celebrated the culmination of a year long study of the wetlands with an ECO Faire. Joe says all of these maker projects were dreamed up by and artistically arranged by his very talented teacher friend and MakerBarn project partner.

A few of these are shown here, stay tuned for more in future newsletters!










A flock of flamingos. They were cut using the laser from poster board, the students then colored them. Joe made custom hangers so every bird was flying correctly. The hangers ends were 3D printed, and then thin strips of plexiglass connect them together (cut with the laser).



MADE AT THE MAKERBARN!

Stephanie Pan made bowls as part of the bowl challenge of the Ceramics SIG.



<i>Meet the Area Managers</i>	
	<p><u>WOODWORKING</u> Mark Bush is area manager of woodworking. Contact him via SLACK.</p>
	<p><u>LASER PRINTING</u> Greg Radliff is an artist and expert at using Laser Cutter and Engravers. Greg can show you the LightBurn software we use and can check you out for use of the Laser printers in the Lab. Contact him via SLACK</p>
	<p><u>METALWORKING</u> Bryan Manka is area manager for metalworking which includes the metal mill and the metal lathe at the Barn. He can check you out for use of either of these machines. Contact him via SLACK.</p>
	<p><u>3D PRINTING</u> Jody Cochran is a graphic artist with deep experience in 3D printing and other graphics tools. Jody can show you slicer and other software used with the 3D printers. Contact him via SLACK.</p>
	<p><u>ELECTRONICS</u> Raul Garcia is area manager for electronics. More of a fixer than designer, but willing to help and learn together. See Raul for anything related to microcontrollers, electronic devices or other electronics related projects. Contact him via SLACK.</p>
	<p><u>CERAMICS</u> Lisa Lane is area manager for ceramics. Contact her via SLACK.</p>
	<p><u>WELDING</u> Joe Foster is area manager for welding. Contact him via SLACK.</p>
	<p><u>CNC MACHINING</u> Doug Baugher is area manager for CNC. Contact him via SLACK.</p>

For New Members

WELCOME to the wonderful world of making!! We know you will come to love this place as much as we do.

First and foremost, this place is about the people. We would like to encourage you to see yourself as more than just a member. We are a community. Because we don't have any employees, we rely heavily on our community to keep things running. So please join in, pitch in, and get involved. Ask lots of questions. We are a really friendly group and love to help one another. The MakerBarn is a fantastic community of makers and we are glad you are here!



Maker Barn: The Shop & The Lab
28030 FM 2978, Suites 201, 202, 203 & 204, Magnolia 77354
Phone: 832-663-6390

MakerBarn Directors:

George Carlson, Director
Jeanie James, Director
Greg Radliff, Director

Executive Committee:

Kathy Barbieri - President
Jody Cochran - Secretary
Raul Garcia - Treasurer
Jim Barron - Membership
Matt Folsom - IT
Mark Bush - Member at Large
Lisa Lane - Member at Large
Joe Foster - Member at Large
John Buckley - Newsletter Editor

Area Leaders:

Woodworking - Mark Bush
Lasers - Greg Radliff
3D Printing - Jody Cochran
Metalworking - Doug Baugher
Electronics - Raul Garcia
Welding - Joe Foster
Ceramics - Lisa Lane

Copyright © 2025 MakerBarn, All rights reserved.

We are a 501(c)(3) non-profit corporation

You are receiving this message because you requested info at a Makerbarn event or through our website

Our mailing address is:

MakerBarn Lab
28030 FM 2978 Suite 204
Magnolia, TX 77354

If you no longer wish to receive this newsletter please write to info@themakerbarn.org